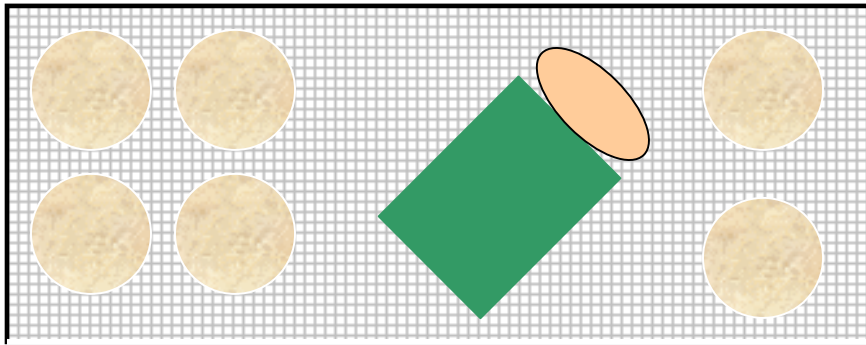
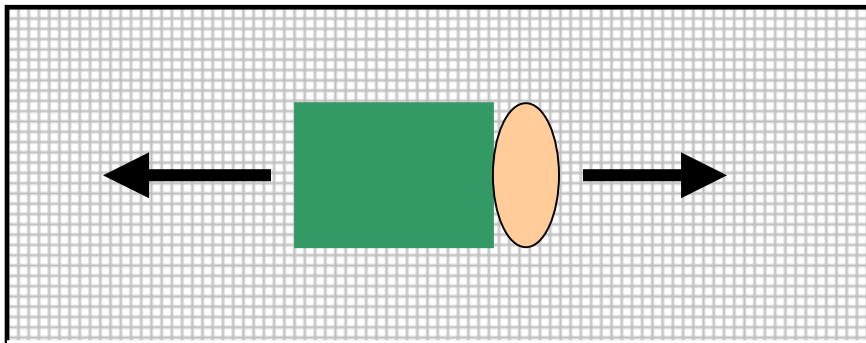


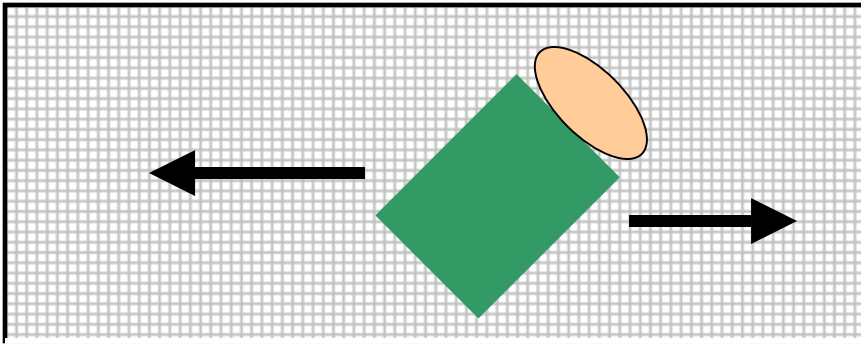
At 90 degrees, look at where the holes are. High left and right, low left and right and possibly under and over the keeper. Remember, no matter what you are covering up high, a good chip can get WAY over the top of this keeper and still land in the net. Yikes.



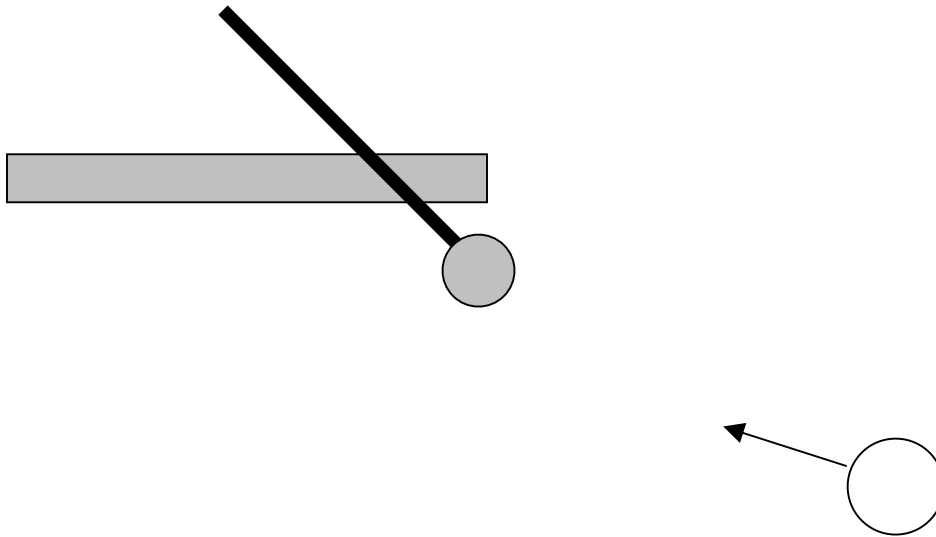
At 45 degrees, you begin to cut down angles considerably and this is from a shot straight ahead.



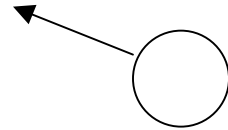
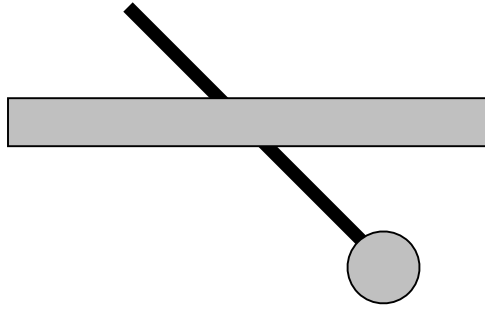
If you have the keeper this way, you still aren't able to cover much.



Now, with a tiny movement left or right, you can really cut down angles. Also, notice that he isn't placed too close to the post. If he is, he will leave tons of space on the far post.



If you look at a crude top view, you'll see that if you go too far to the near post and too deep, you won't really cover anything. Look at the space on the fat post.



In this view, we're giving away some near post but there still isn't too much space to squeeze it in there. Look to the far post and we have taken away some of that huge space. I hope this will give you some idea of what I'm talking about.